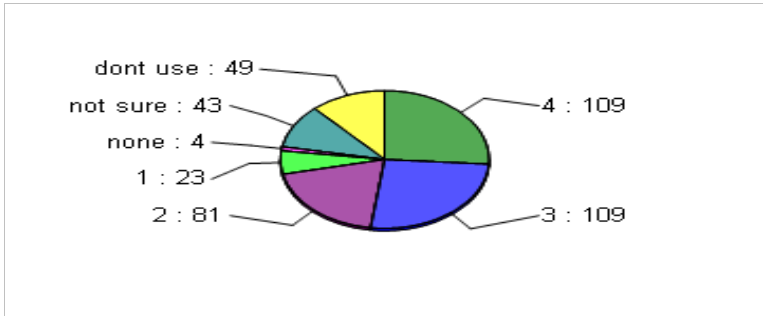
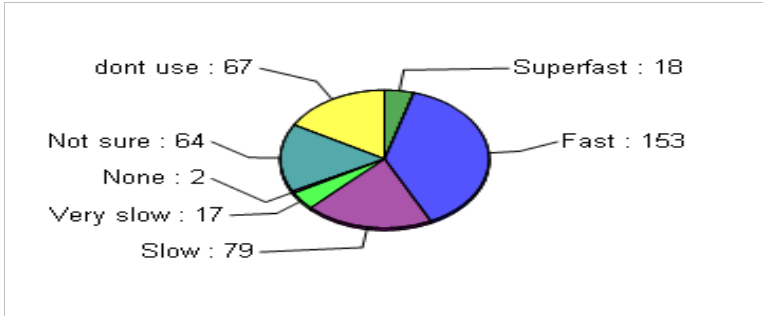


1 How many bars of mobile signal do you receive [Question](#)



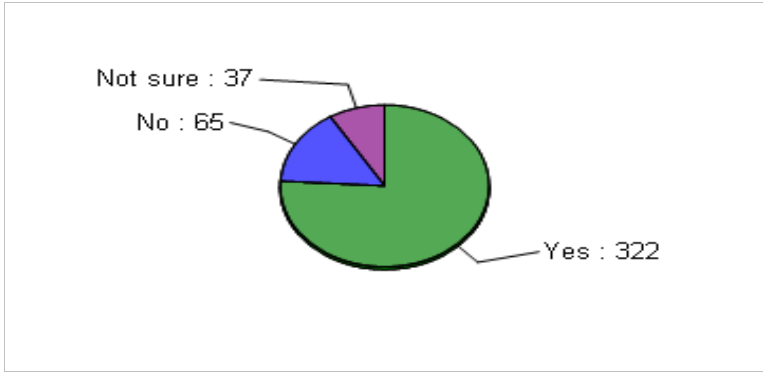
Option	Respondents
4	26%
3	26%
2	19%
1	6%
none	1%
not sure	10%
dont use	12%

2 How fast is your broadband speed? [Question](#)



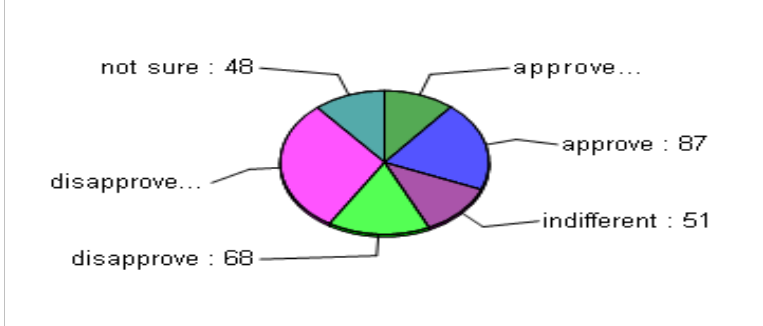
Option	Respondents
Superfast	5%
Fast	38%
Slow	20%
Very slow	4%
None	1%
Not sure	16%
dont use	17%

3 Do you feel more should be done re parking? [Question](#)



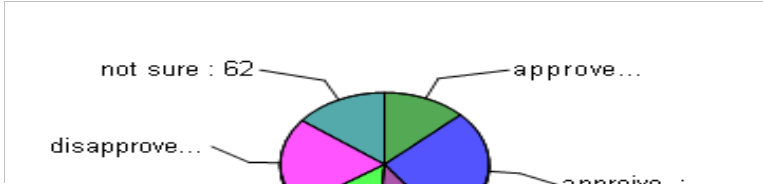
Option	Respondents
Yes	76%
No	15%
Not sure	9%

4 How do you feel about wind turbines? [Question](#)



Option	Respondents
approve strongly	11%
approve	20%
indifferent	12%
disapprove	16%
disapprove strongly	30%
not sure	11%

5 How do you feel about solar power? [Question](#)



Option	Respondents
approve strongly	13%
approve	27%
indifferent	11%
disapprove	14%

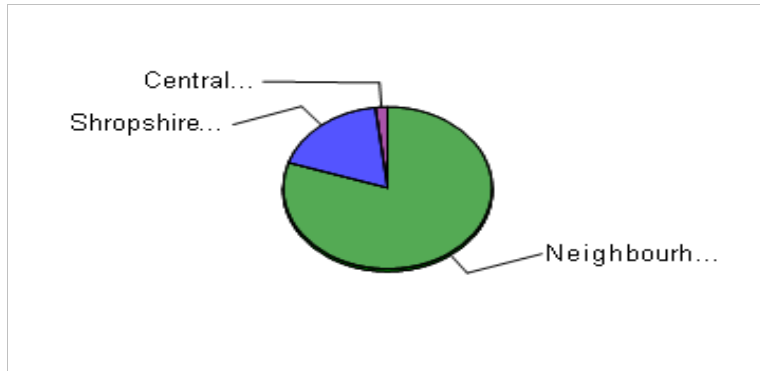
Bridgnorth West [LUDL]



Option	Respondents
disapprove strongly	20%
not sure	15%

6 Which body to determine development?

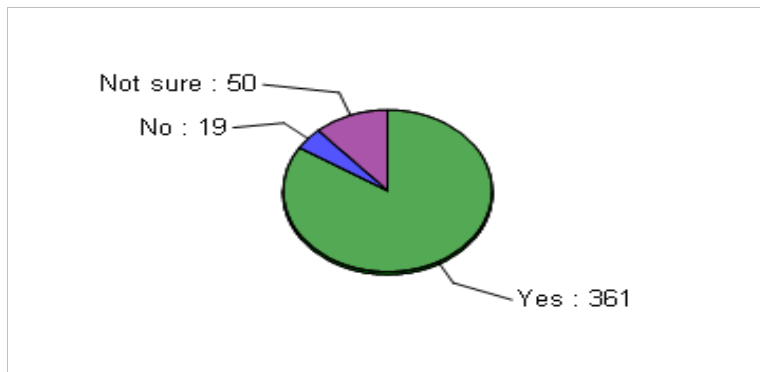
[Question](#)



Option	Respondents
Neighbourhood plan	80%
Shropshire Council	18%
Central Government	2%

7 Do you welcome news re hospital?

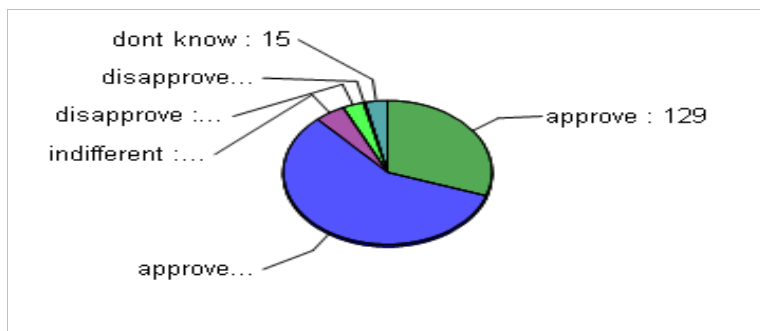
[Question](#)



Option	Respondents
Yes	84%
No	4%
Not sure	12%

8 How do feel about Council Tax Freeze?

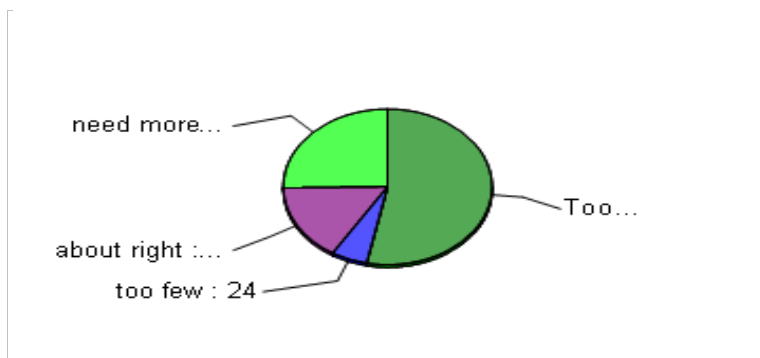
[Question](#)



Option	Respondents
approve	30%
approve strongly	58%
indifferent	5%
disapprove	3%
disapprove strongly	0%
dont know	4%

9 How many homes?

[Question](#)

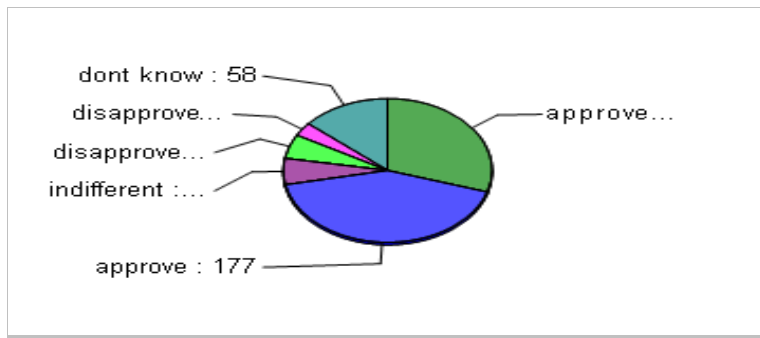


Option	Respondents
Too many	53%
too few	6%
about right	16%
need more information	25%
Total	

10 What is your attitude cuts at Shropshire Council

[Question](#)

Bridgnorth West [LUDL]



Option	Respondents
approve strongly	30%
approve	42%
indifferent	6%
disapprove	5%
disapprove strongly	3%
dont know	14%

[n Analysis](#)

[n Analysis](#)

[n Analysis](#)

[n Analysis](#)

[n Analysis](#)

[n Analysis](#)

[n Analysis](#)

[n Analysis](#)

[n Analysis](#)

[n Analysis](#)

—