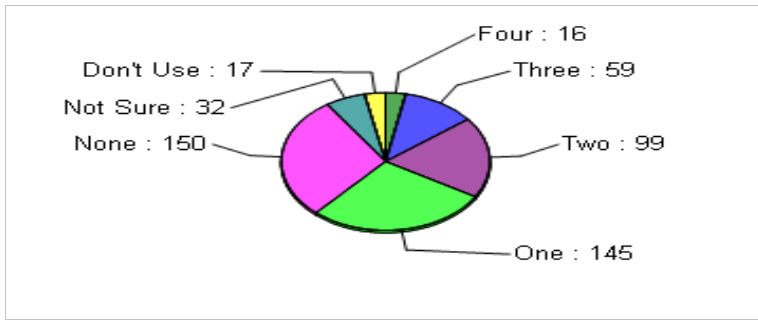
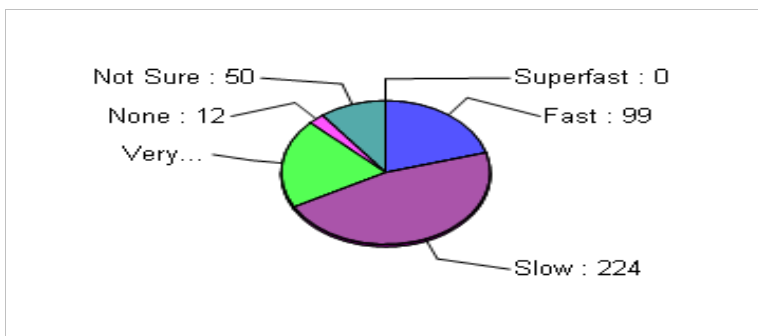


1 Mobile Phone Signal Bars [Question](#)



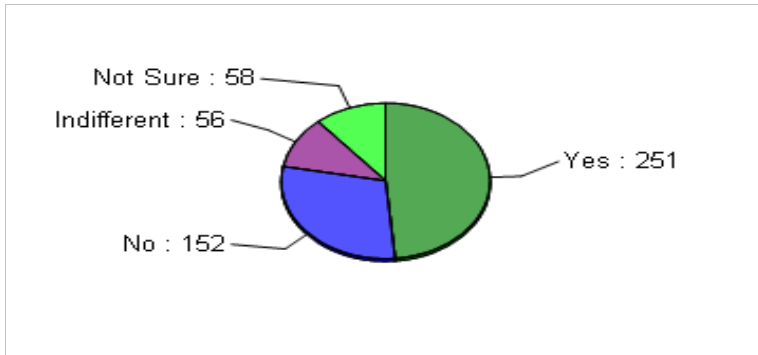
Option	Respondents
Four	3%
Three	11%
Two	19%
One	28%
None	29%
Not Sure	6%
Don't Use	3%

2 Broadband Speed [Question](#)



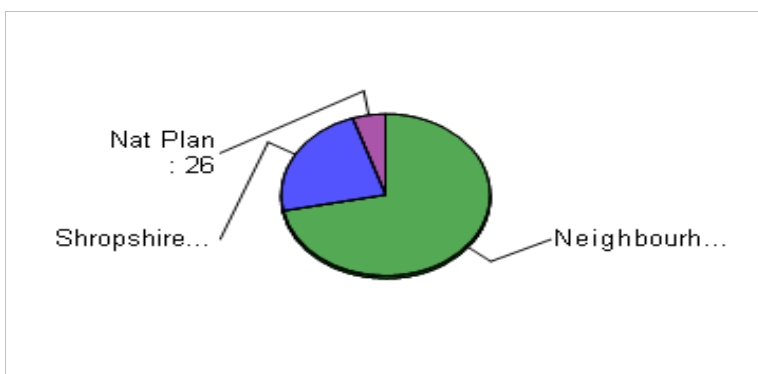
Option	Respondents
Superfast	0%
Fast	21%
Slow	46%
Very Slow	20%
None	2%
Not Sure	10%

3 Local Housing [Question](#)



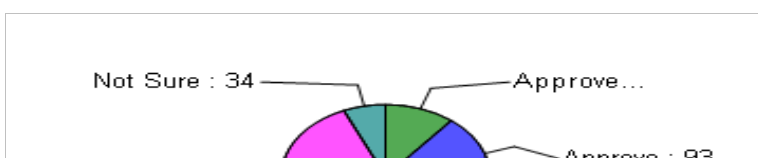
Option	Respondents
Yes	49%
No	29%
Indifferent	11%
Not Sure	11%

4 Development Body [Question](#)



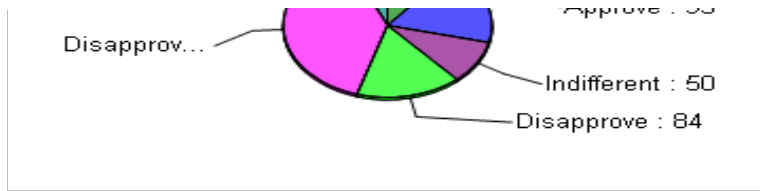
Option	Respondents
Neighbourhood Plan	72%
Shropshire Council	23%
Nat Plan	5%

5 Wind Turbines [Question](#)



Option	Respondents
Approve Strongly	11%
Approve	18%
Indifferent	10%

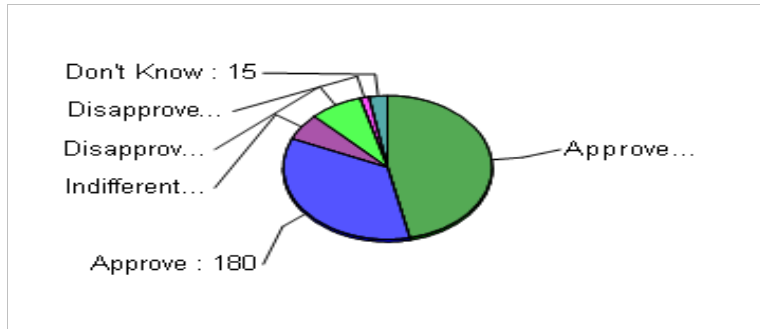
Corvedale [LUDL]



Disapprove	16%
Disapprove Strongly	39%
Not Sure	7%

6 Council Tax Freeze

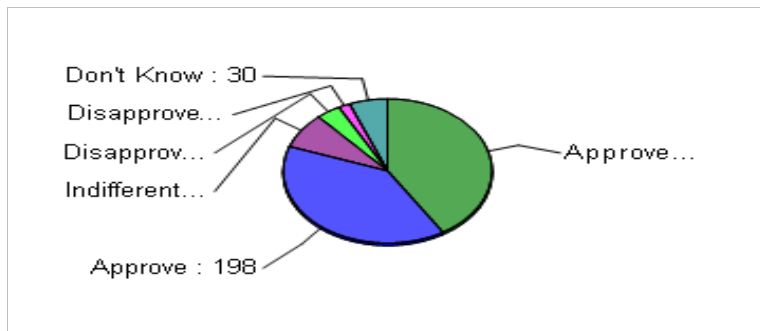
[Question](#)



Option	Respondents
Approve Strongly	47%
Approve	35%
Indifferent	6%
Disapprove	8%
Disapprove Strongly	1%
Don't Know	3%

7 Administration Cost Cuts

[Question](#)



Option	Respondents
Approve Strongly	41%
Approve	39%
Indifferent	8%
Disapprove	4%
Disapprove Strongly	2%
Don't Know	6%

[n Analysis](#)

[n Analysis](#)

[n Analysis](#)

[n Analysis](#)

[n Analysis](#)

[n Analysis](#)

[n Analysis](#)
