

Highley Res Survey [LUDL]

Survey Date: 09 Jul 2014

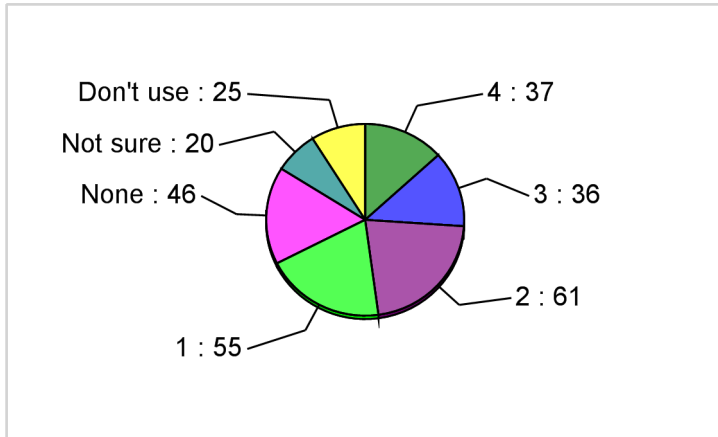
Audience Size: 2461

Respondents: 292

% Responded: 12%

1 How many bars of phone signal?

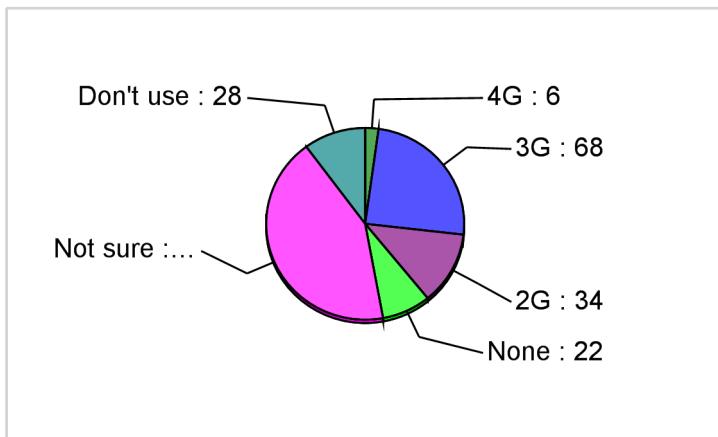
[Question Analysis](#)



Option	Responses	Linked VI	Linked Flags
4	37 13%	-	0
3	36 13%	-	0
2	61 22%	-	0
1	55 20%	-	0
None	46 16%	-	0
Not sure	20 7%	-	0
Don't use	25 9%	-	0
Total	280		

2 Which Mobile phone system is available where you live?

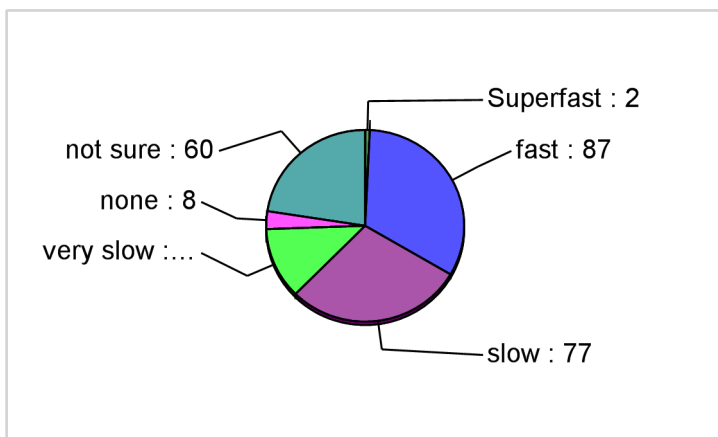
[Question Analysis](#)



Option	Responses	Linked VI	Linked Flags
4G	6 2%	-	0
3G	68 25%	-	0
2G	34 12%	-	0
None	22 8%	-	0
Not sure	118 43%	-	0
Don't use	28 10%	-	0
Total	276		

3 How fast is the broadband speed where you live?

[Question Analysis](#)

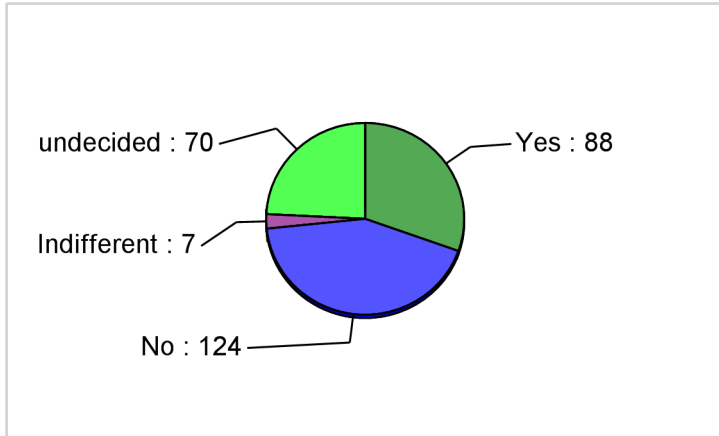


Option	Respondents	Linked VI	Linked Flags
Superfast	2 1%	-	0
fast	87 33%	-	0
slow	77 29%	-	0
very slow	32 12%	-	0
none	8 3%	-	0
not sure	60 23%	-	0
Total	266		

Highley Res Survey [LUDL]

4 If Europe reformed should we still be a member?

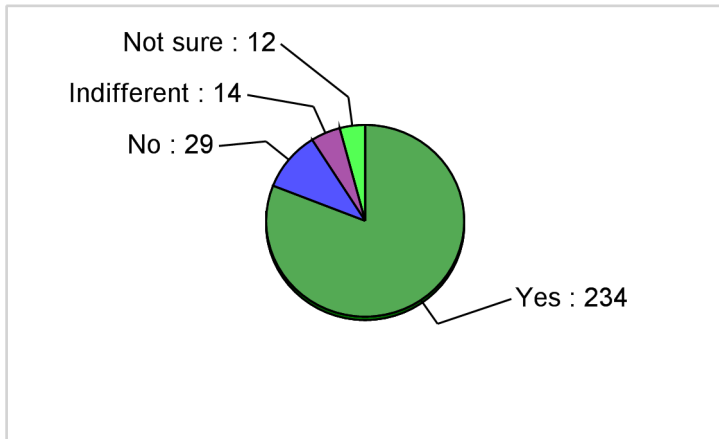
[Question Analysis](#)



Option	Respondents	Linked VI	Linked Flags
Yes	88 30%	-	0
No	124 43%	-	0
Indifferent	7 2%	-	0
undecided	70 24%	-	0
Total	289		

5 Do you agree economy top priority?

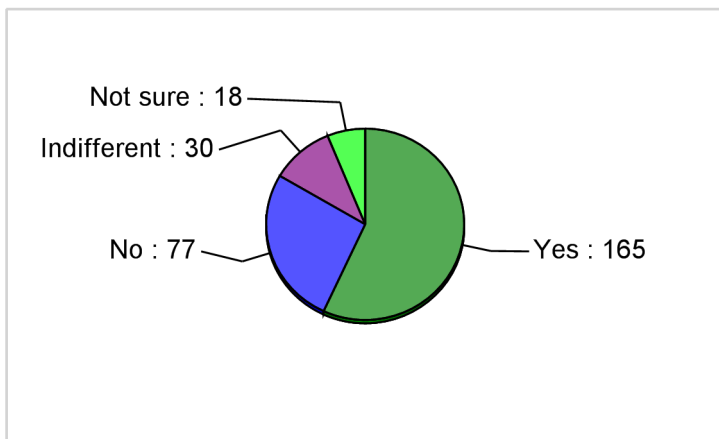
[Question Analysis](#)



Option	Respondents	Linked VI	Linked Flags
Yes	234 81%	-	0
No	29 10%	-	0
Indifferent	14 5%	-	0
Not sure	12 4%	-	0
Total	289		

6 Do you consider housing for locals top priority?

[Question Analysis](#)

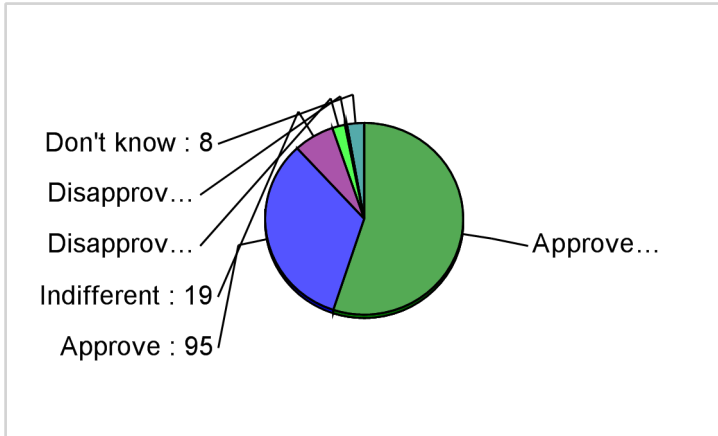


Option	Respondents	Linked VI	Linked Flags
Yes	165 57%	-	0
No	77 27%	-	0
Indifferent	30 10%	-	0
Not sure	18 6%	-	0
Total	290		

Highley Res Survey [LUDL]

7 How do you feel re Shropshire Council freezing C Tax for fifth year running?

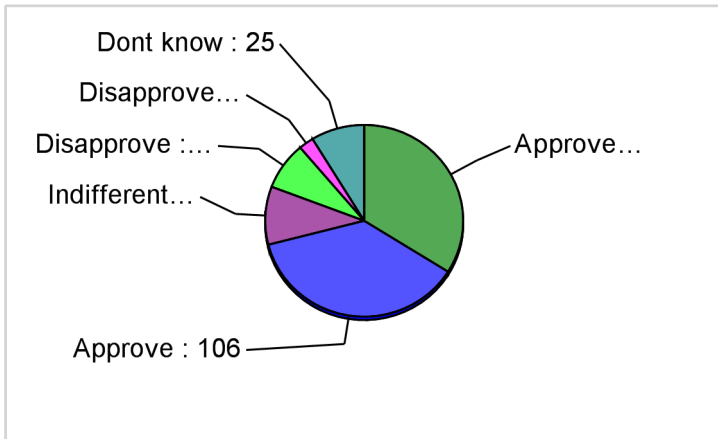
[Question Analysis](#)



Option	Respondents	Linked VI	Linked Flags
Approve strongly	158	55%	- 0
Approve	95	33%	- 0
Indifferent	19	7%	- 0
Disapprove	6	2%	- 0
Disapprove strongly	1	0%	- 0
Don't know	8	3%	- 0
Total	287		

8 What is your attitude to SC spending cuts

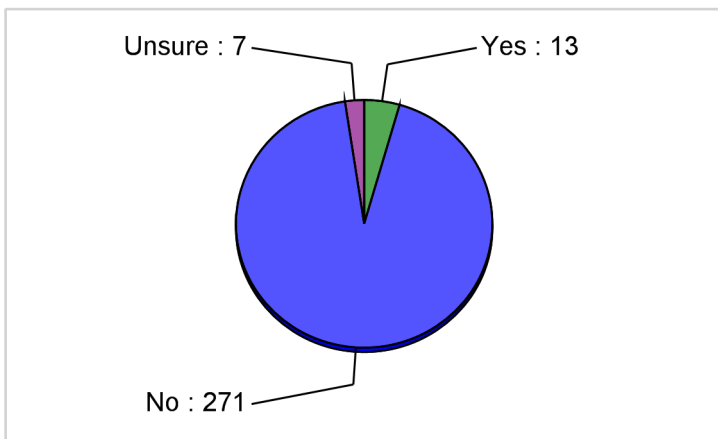
[Question Analysis](#)



Option	Respondents	Linked VI	Linked Flags
Approve strongly	97	34%	- 0
Approve	106	37%	- 0
Indifferent	28	10%	- 0
Disapprove	23	8%	- 0
Disapprove strongly	7	2%	- 0
Dont know	25	9%	- 0
Total	286		

9 So you believe enough done to maintain roads?

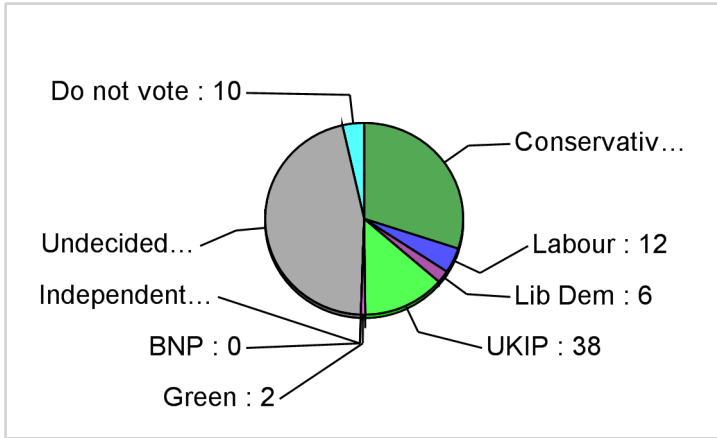
[Question Analysis](#)



Option	Respondents	Linked VI	Linked Flags
Yes	13	4%	- 0
No	271	93%	- 0
Unsure	7	2%	- 0
Total	291		

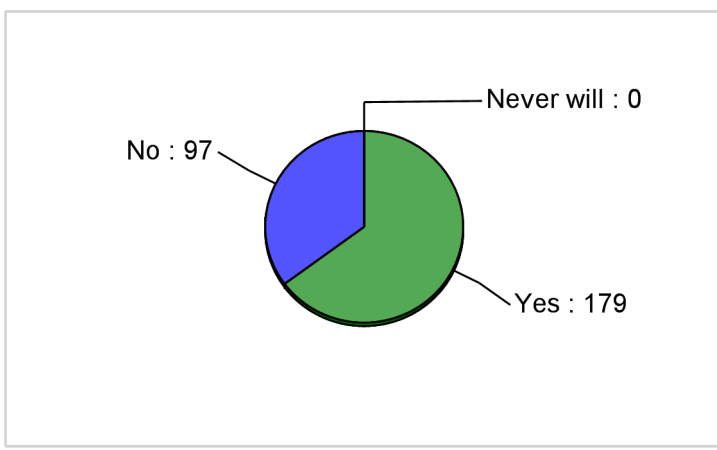
Highley Res Survey [LUDL]

10 At GE 2015 which party vote for? [Question Analysis](#)



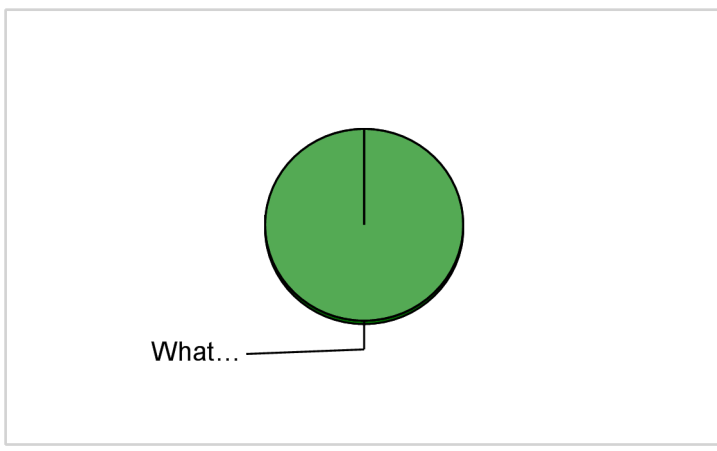
Option	Respondents	Linked VI	Linked Flags
Conservative	85	30%	C 0
Labour	12	4%	S 0
Lib Dem	6	2%	L 0
UKIP	38	13%	K 0
Green	2	1%	G 0
BNP	0	0%	B 0
Independent	0	0%	I 0
Undecided	130	46%	U 0
Do not vote	10	4%	W 0
Total	283		

11 Have you previously voted C? [Question Analysis](#)



Option	Respondents	Linked VI	Linked Flags
Yes	179	65%	- 0
No	97	35%	- 0
Never will	0	0%	- 0
Total	276		

12 Local concerns? [Question Analysis](#)

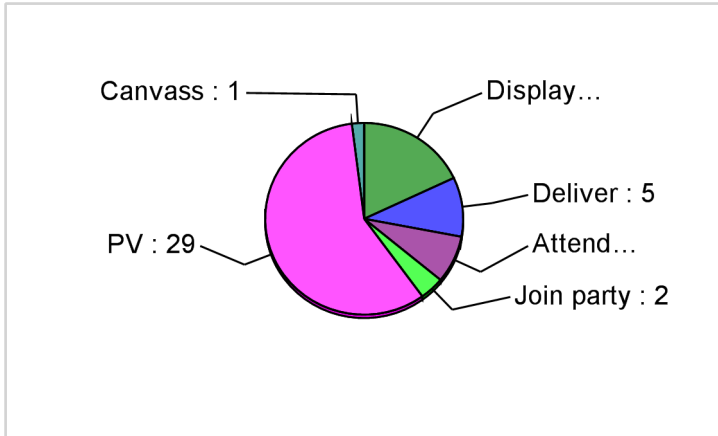


Option	Respondents	Linked VI	Linked Flags
What concerns	163	100%	- 0
Total	163		

Highley Res Survey [LUDL]

13 Can you help?

[Question Analysis](#)



Option	Responses	Linked VI	Linked Flags
Display poster	9	18%	- 9
Deliver	5	10%	- 5
Attend social events	4	8%	- 4
Join party	2	4%	- 2
PV	29	58%	- 0
Canvass	1	2%	- 1
Total	50		