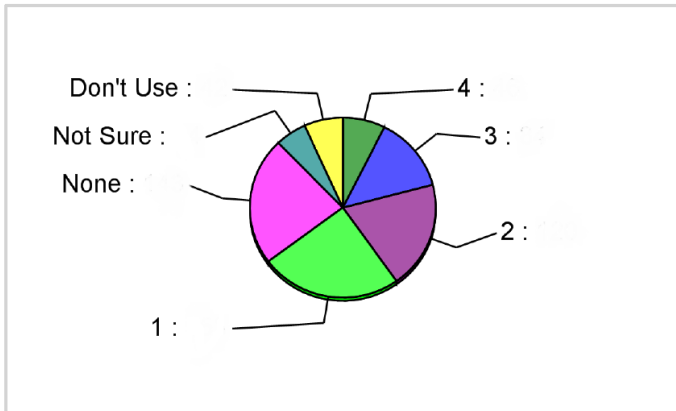


## 1 Mobile Phone Signal

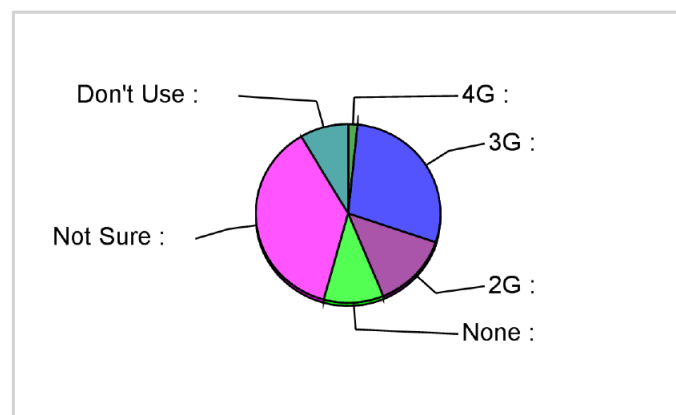
[Question Analysis](#)



Option	Respondents
4	7%
3	14%
2	19%
1	25%
None	23%
Not Sure	5%
Don't Use	7%

## 2 Mobile Phone System

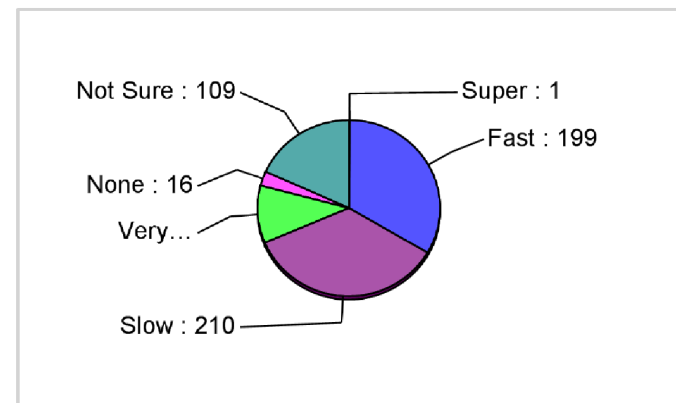
[Question Analysis](#)



Option	Respondents
4G	2%
3G	29%
2G	14%
None	10%
Not Sure	37%
Don't Use	8%

## 3 Broadband Speed

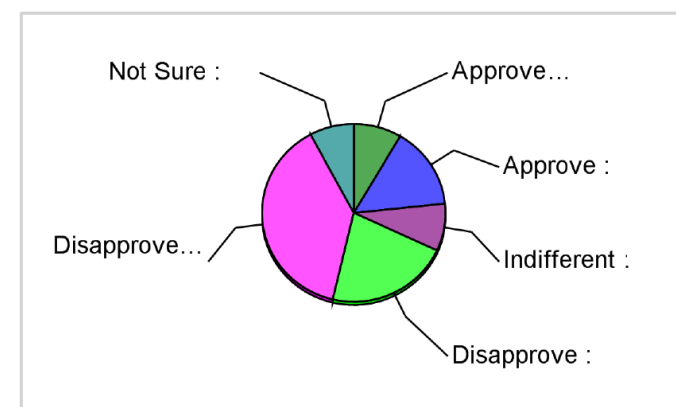
[Question Analysis](#)



Option	Respondents
Super	0%
Fast	33%
Slow	35%
Very Slow	11%
None	3%
Not Sure	18%

## 4 Large Wind Turbines

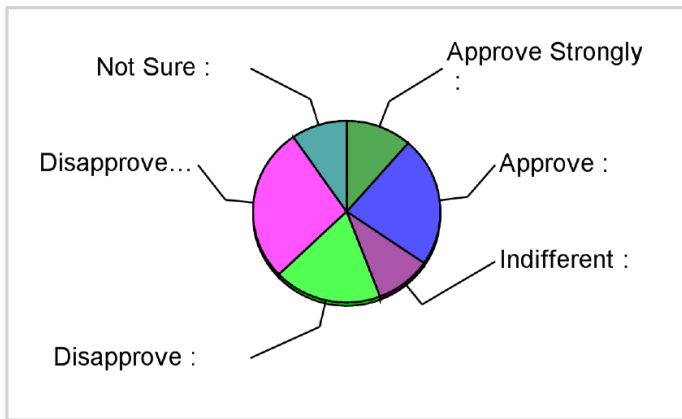
[Question Analysis](#)



Option	Respondents
Approve Strongly	8%
Approve	15%
Indifferent	9%
Disapprove	22%
Disapprove Strongly	38%
Not Sure	8%

5 Smaller Wind Turbines

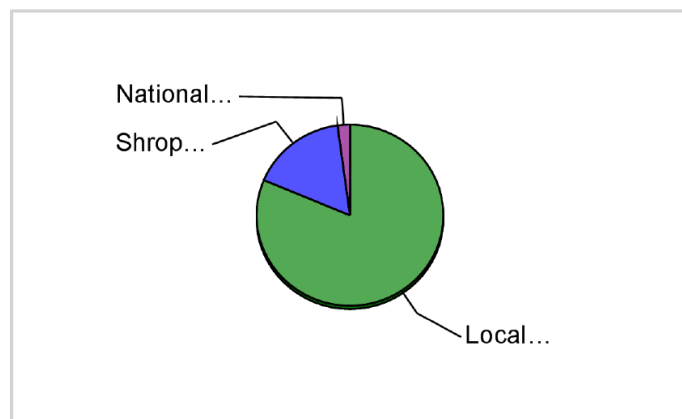
[Question Analysis](#)



Option	Respondents
Approve Strongly	11%
Approve	23%
Indifferent	10%
Disapprove	19%
Disapprove Strongly	27%
Not Sure	10%

6 Development Where How much

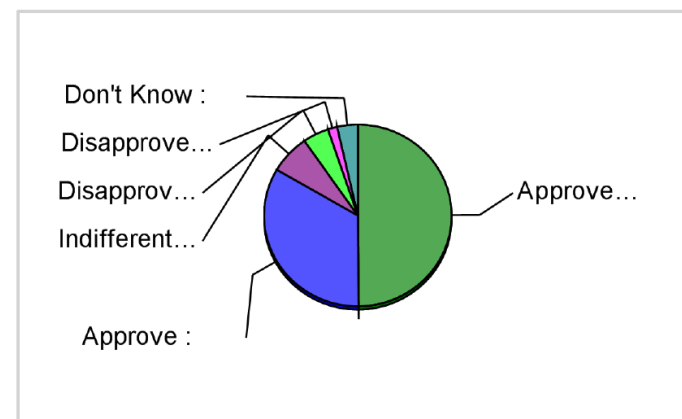
[Question Analysis](#)



Option	Respondents
Local Neighbourhood PI	81%
Shrop Council Planning	17%
National Planning Policy	2%

7 Council Tax Freeze

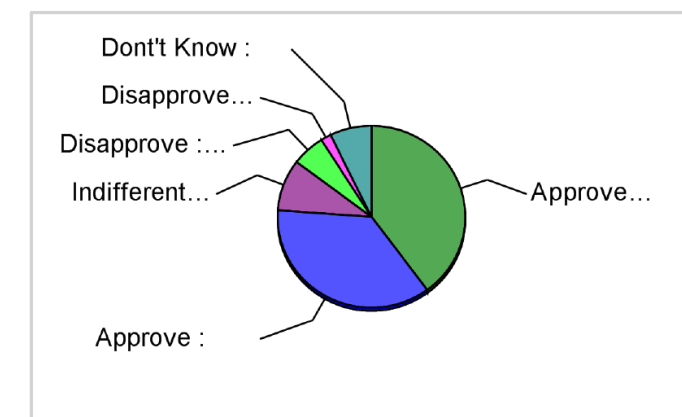
[Question Analysis](#)



Option	Respondents
Approve Strongly	50%
Approve	34%
Indifferent	7%
Disapprove	5%
Disapprove Strongly	2%
Don't Know	4%

8 Admin Spending Cuts

[Question Analysis](#)



Option	Respondents
Approve Strongly	40%
Approve	36%
Indifferent	9%
Disapprove	6%
Disapprove Strongly	2%
Don't Know	7%